


- 1.5 Ah Li-ion battery
- Compact size (L x H x W):  
10-55/64" x 5-9/32" x 1-13/16" in straight format
- Light weight (incl. battery): 1.1 lbs.
- Powerful:  
Low: 39.0 in.lbs. High: 13.3 in.lbs.
- 2 Speed reversible:  
Low: 200rpm High: 600rpm
- Clutch Torque (Approx.):  
2.7-25.7 in.lbs. (0.9 in.lbs. per stage, total 21 stage)
- 21 Stage clutch with auto shut off
- 1/4" Hex quick change chuck
- Cap for clutch lock out
- Charging Time (using EY0L80B charger)\*:  
Usable: 15 minutes Full: 30 minutes
- LED work light
- With an extra battery pack as standard equipment
- Max.Drill Diameter: in Metal 13/64" dia. (spc t=1/16")
- Max.Screws Driving: Wood screw 5/32" dia. x 1-1/2"



**Optional Accessory**  
Clutch lock cover  
EY9X007E

**Typical Application**

- Rack/Cabinet installers
- Electricians
- Service engineers
- Production line, assembly work

## Compact and Easy to Use


Approximately 10% lighter compared to our EY6225 with about 25/32" shorter grip and it is easier to operate in tight areas.



It's easier to place in tool bags because of the short grip, and it is easy to carry around.



**Anti-slip rubber grip**  
Maintain a sure grip, even when you sweat.




**Flashing lamp indicates low battery**



**Convenient LED light**  
Even in the dark, areas for fastening screws can be clearly seen. Auto-light off function. (after 5 min.)

**Auto Shut-off Clutch mechanism technology**

"Auto Shut-off Clutch" extends battery and clutch life by immediately stopping rotation once selected torque setting is reached



Assembling of products



Installation of AC outlet



Maintenance of facilities